

SECONDARY ELECTROSPRAY IONIZATION (SESI) DETECTION OF EXPLOSIVE VAPORS BELOW 0.02 PPT ON A TRIPLE QUADRUPOLE WITH AN ATMOSPHERIC PRESSURE SOURCE

Erica Mesonero¹; Juan A. Sillero¹; Marta Hernández²; Juan Fernandez de la Mora³

¹SEADM, Boecillo, Spain; ²Cartif, Boecillo, Spain; ³Yale University, Mechanical Engineering Department, New Haven, CT, USA



SEADM

OVERVIEW

We ionize **ambient vapors** with secondary electrospray ionization (SESI) relying on charged electrospray drops. We analyze the vapors with Sciex's API-5000 triple quadrupole MS (the **API-5000**). Here we focus on the lowest detection limits (LDL) achievable with various explosives. We also infer quantitatively SESI **ionization probabilities** of explosives

INTRODUCTION

We have recently reported [1] an ability to sense SESI ionized explosive vapors with various MS instruments. The data reported for the API-5000 showed the best LDL: (0.2 ppt for TNT and PETN), yet were based on measurements taken over a brief visit to the Sciex lab in Toronto. We now extend these studies with a better SESI source and an improved analytical method.

METHODS

*An electrospray chamber was attached to the curtain cone of the API-5000, with the sample gas coaxial with the cone and orthogonal to the negative electrospray needle (Figure 1).

*The curtain and sample flows were N₂ and clean CO₂ at 0.5 and 5 lit/min, respectively.

*The ionizing electrospray is 0.1% Formic acid in 9:1 Methanol/H₂O.

*The explosive vapor sample is produced by electrospraying a known flow rate of a dilute explosive solution into a carrier gas

*The sample gas lines were heated to 155°C.

*We have studied **TNT, HMX, DNT, RDX, Pentrite (PENT) and Nitroglycerine (NG)**.

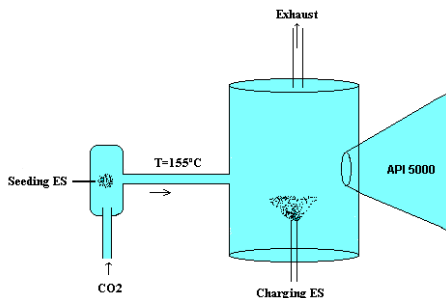


Figure 1. Experimental set up

Table 1: MS² Transitions for Explosive Detection

Explosive	Precursor Ion (m/z)	⇒	Product Ion (m/z)
TNT	226.1 (M-H) ⁺		46.1 (NO ₂ ⁻)
HMX	340.9 (M+HCOO) ⁻		45.9 (NO ₂ ⁻)
DNT	180.9 (M-H) ⁺		45.9 (NO ₂ ⁻)
RDX	267.0 (M+HCOO) ⁻		46.0 (NO ₂ ⁻)
PENT	360.8 (M+HCOO) ⁻		62.1 (NO ₃ ⁻)
NG	271.9 (M+HCOO) ⁻		62.1 (NO ₃ ⁻)

RESULTS

*We have studied different MS-MS transitions of explosives, with favorable conditions shown in Table 1,

*LDL shown in Table 2 with clean bottled gases, with similar results obtained in CO₂, nitrogen or air. LDL for vapors are 50 times better than in prior studies

*The **background in bottled gas** is typically 100 ion counts/s (Fig. 3) with standard deviation of 40 cps (figure 2)

*The **background in laboratory air** is typically 1000 ion counts/s with standard deviation of 40 cps, showing that LDL is background limited under practical conditions

* The **ionization probability p of SESI** has been determined based on single MS mode, and on a prior measurement of ion transmission efficiency p_i within the API-5000: $p = \text{signal}/(\text{vapor concentration} \cdot \text{sample flow rate})/p_i$. The best value obtained is $p \sim 10^{-4}$.

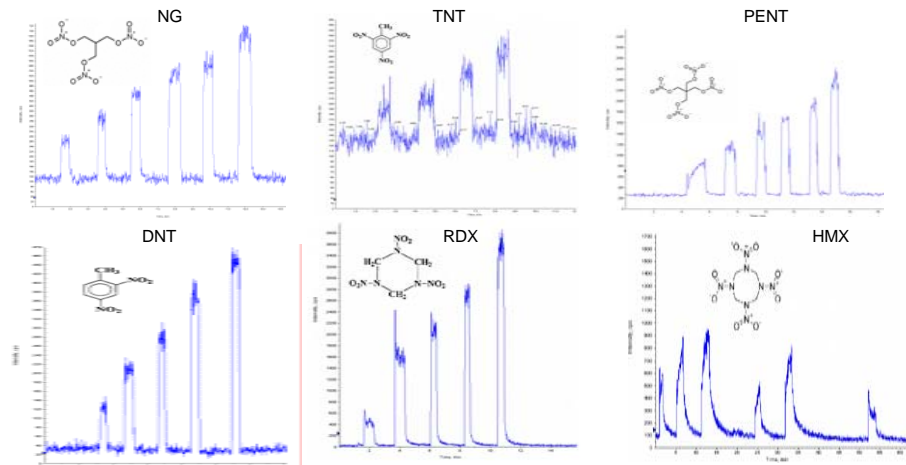


Figure 2: Response of the API 5000 to different explosive vapors at various concentrations

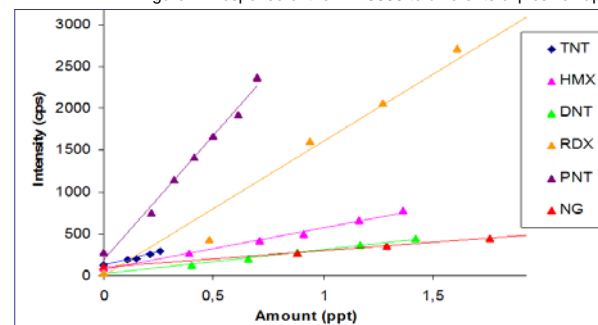


Figure 3: Calibration: MS signal vs. vapor concentration

Explosive	Sensitivity (ion/s/ppt)	LDL (ppt) IUPAC ¹	LDL (ppt) B-99% ²
TNT	633	0.07	0.018
HMX	494	0.11	0.025
DNT	295	0.12	0.023
RDX	1642	0.07	0.005
PENT	2959	0.04	0.006
NG	197	0.22	0.056

Table 2: Sensitivity and Limits of detection

¹ Background mean + 3*(standard deviation) of the blank.

² Signal exceeding noise level with 99% probability

CONCLUSIONS

*Selective detection of samples containing TNT, HMX, DNT, RDX, PENT and NG.

*Detection limit, linearity and speed response of the API 5000 for detecting explosive vapors are determined

*LDL found for ambient volatiles 50 times better than the best previously reported. Limited by background

* Measured SESI ionization probability of explosives is below 10⁻⁴

REFERENCES

[1] P. Martinez-Lozano, J. Rus, G. Fernandez de la Mora, M. Hernandez, et al.. JASMS, 20, p. 287,2009